



ಬೃಹತ್ ಬೆಂಗಳೂರು ಮಹಾನಗರ ಪಾಲಿಕೆ
Bruhat Bengaluru Mahanagara Palike



BBMP COVID-19 WAR ROOM 28.03.2022



OVERVIEW OF COVID-19 IN BENGALURU

CASE TRENDS ACTIVE CASES **1,539**

<u>Confirmed Cases</u>	<u>Recovered Cases</u>	<u>Death Cases</u>
40	82	0
17,81,512 #	17,63,013 #	16,960 #

HOSPITALIZATION **19**

<u>ICU – V</u>	<u>ICU</u>	<u>HDU</u>	<u>General</u>
5	2	3	9

INCLUDES GOVT. QUOTA AND PRIVATE WALK-IN HOSPITALIZATION

VACCINATION **6,007** 1,83,53,650 #

<u>First Dose</u>	<u>Second Dose</u>	<u>Precaution Dose</u>
753	4,746	508
93,19,902 #	87,09,891 #	3,23,857 #

TRIAGING

MTU

5

Tele Triage

29

ACTIVE CZs

0

MCZs (< 5 cases)

0

Clusters (> 5 cases)

0

TESTING **6,381** 2,96,09,706 #

<u>RAT</u>	<u>RTPCR</u>
613	5,768

Positivity : 0.63%
*FOR LAST 7 DAYS

: indicates cumulative numbers till date



ABSTRACT OF COVID-19 SCENARIO IN BENGALURU



	MALE			FEMALE			TRANSGENDER			TOTAL		
	Last 24 Hours	Last 7 Days	Cumulative	Last 24 Hours	Last 7 Days	Cumulative	Last 24 Hours	Last 7 Days	Cumulative	Last 24 Hours	Last 7 Days	Cumulative
Positive Cases	19	280	10,53,689	21	172	7,27,632	0	0	191	40	452	17,81,512
Recovered Cases	60	347	10,41,496	22	207	7,21,334	0	0	183	82	554	17,63,013
Death Cases	0	2	10,743	0	3	6,213	0	0	4	0	5	16,960
Total Tests Done	In Last 24 hrs. : 6,381			In last 7 days : 71,291			Cumulative : 2,96,09,706					
Vaccine Doses Administered	In Last 24 hrs. : 6,007			In last 7 days : 1,12,519			Cumulative : 1,83,53,650					
ACTIVE CASES							1,539					

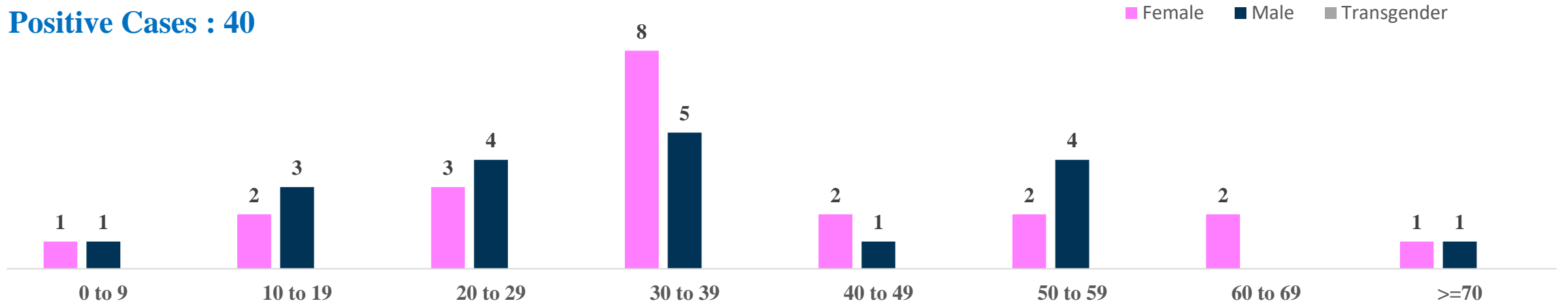
*Covid deaths occurred today : 00 | Covid deaths occurred beyond last 24 hrs., reported today : 00



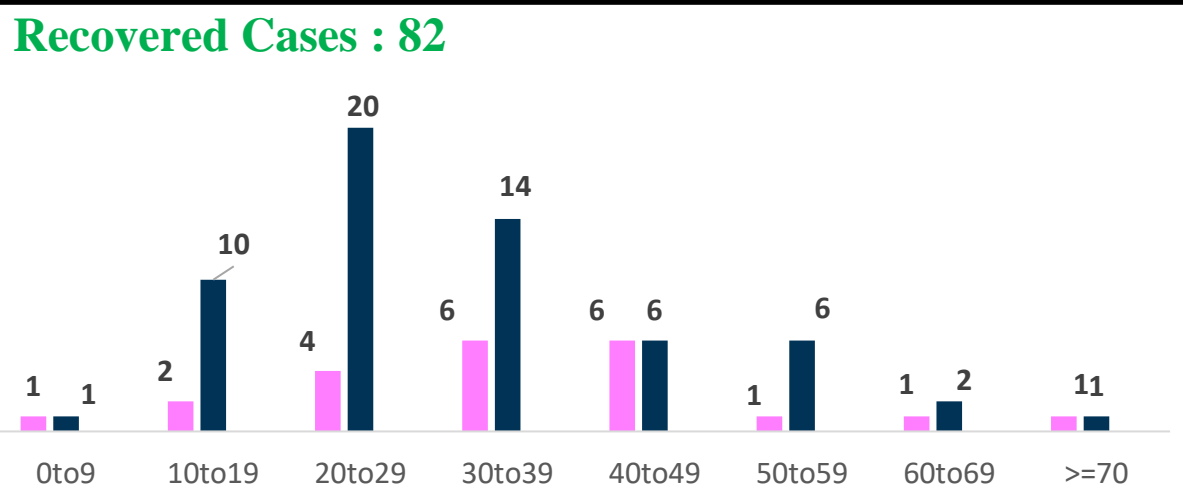
LAST 24 HOURS AGE GROUP AND GENDER WISE DISTRIBUTION



Positive Cases : 40



Recovered Cases : 82

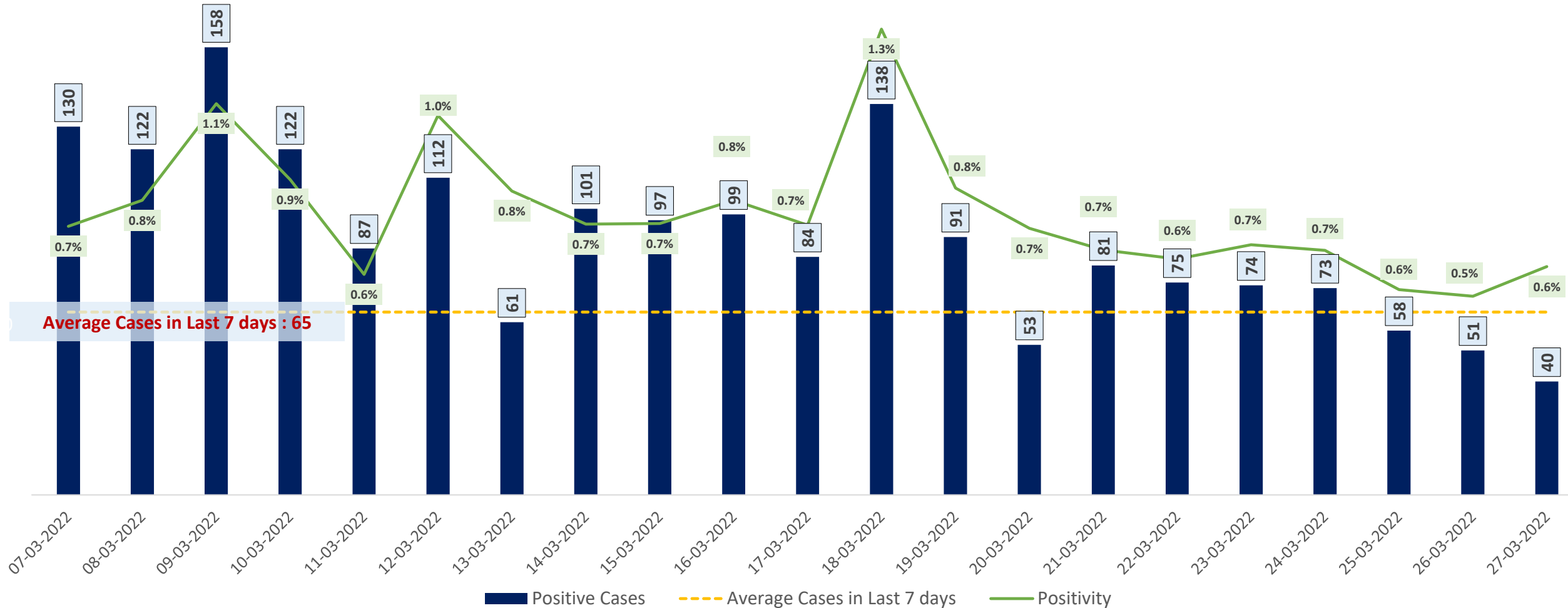


Death Cases : 0



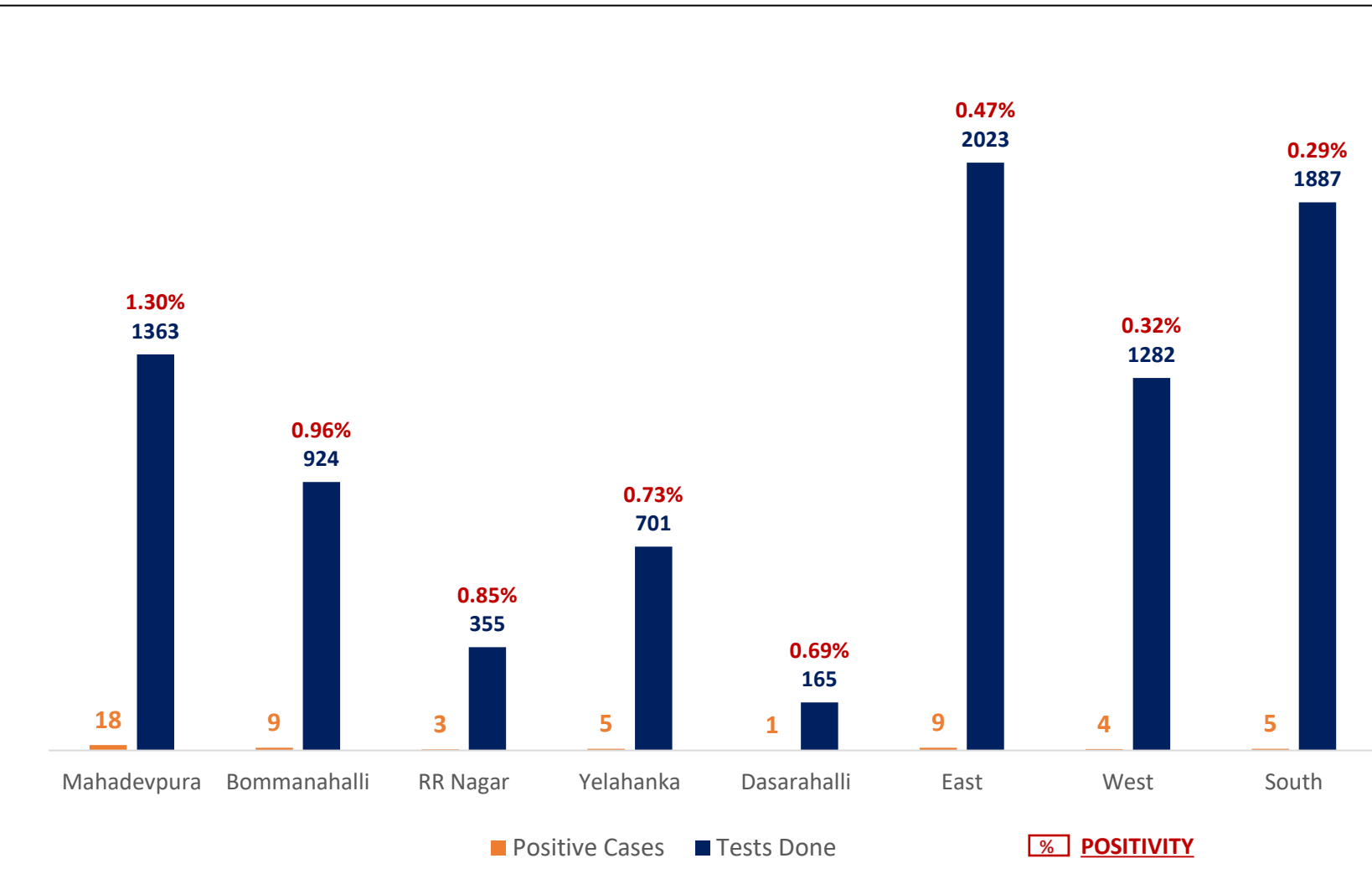


POSITIVITY RATE OF BENGALURU – LAST 21 DAYS





ZONE WISE COVID19 CASE MANAGEMENT FOR LAST 7 DAYS



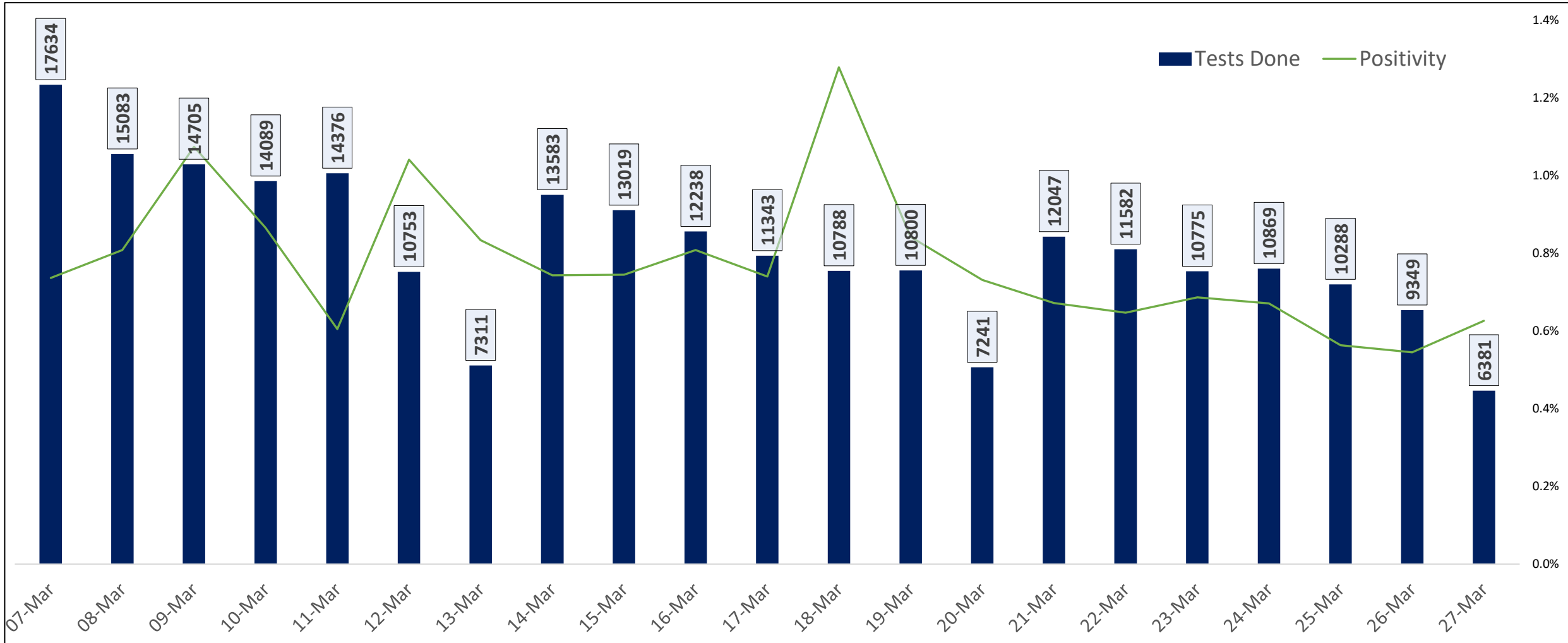
Zone Name	Hospital/CCC	Home isolation	Under Tracing
BOMMANAHALLI	1.79%	98.21%	0.00%
DASARAHALLI	0.00%	100.00%	0.00%
EAST	7.27%	92.73%	0.00%
MAHADEVAPURA	0.96%	99.04%	0.00%
RR NAGAR	0.00%	100.00%	0.00%
SOUTH	0.00%	100.00%	0.00%
WEST	0.00%	100.00%	0.00%
YELAHANKA	3.85%	96.15%	0.00%



TESTING TRENDS IN BENGALURU

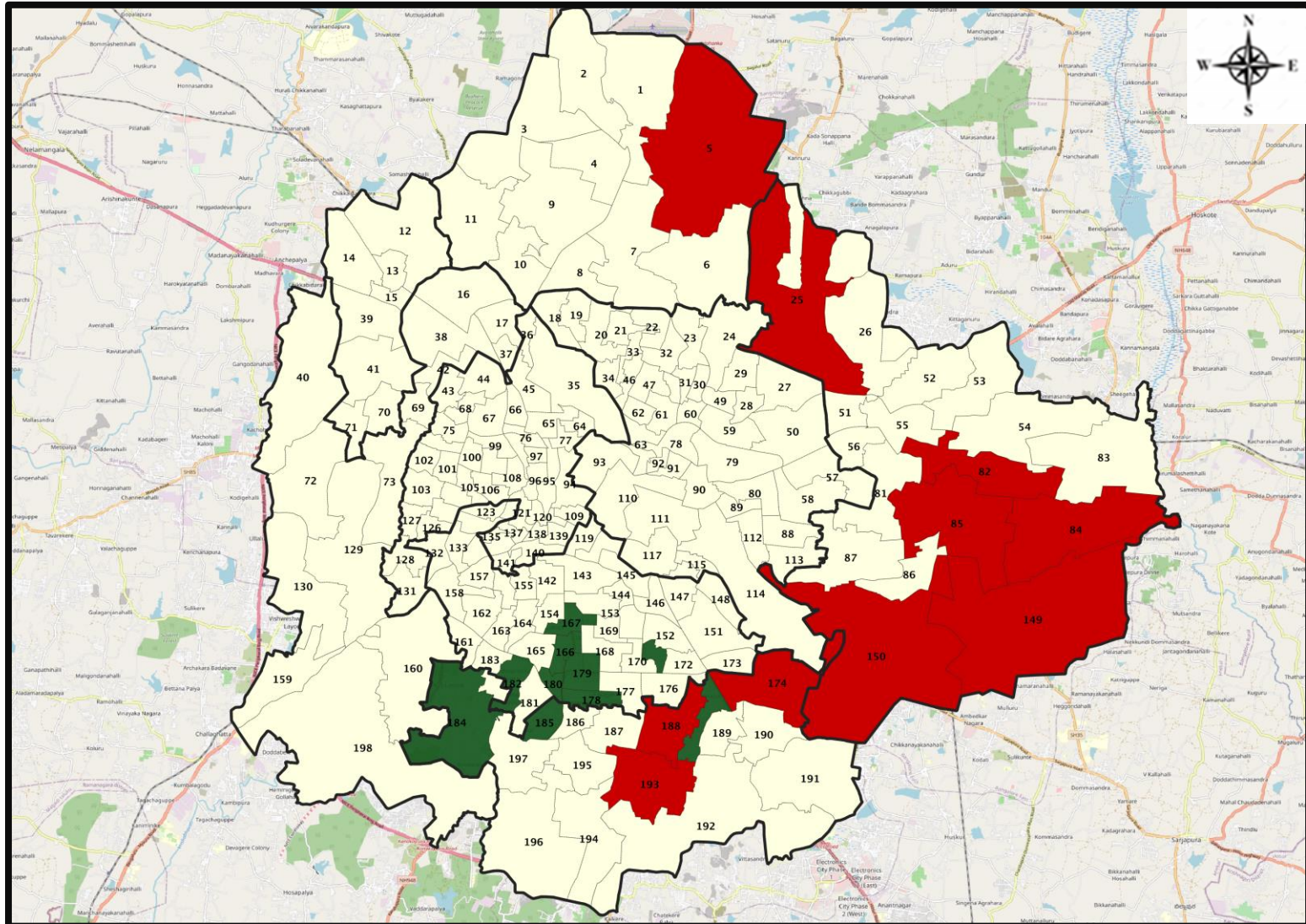


Total Test Conducted Till Date	Test Conducted Last 24 hours	Last 7 Days Average
2,96,09,706	6,381	10,184





BENGALURU URBAN MAP SHOWING TREND OF POSITIVE CASES IN LAST 7 DAYS



Top 10 wards reporting highest number of positive cases in last 7 days

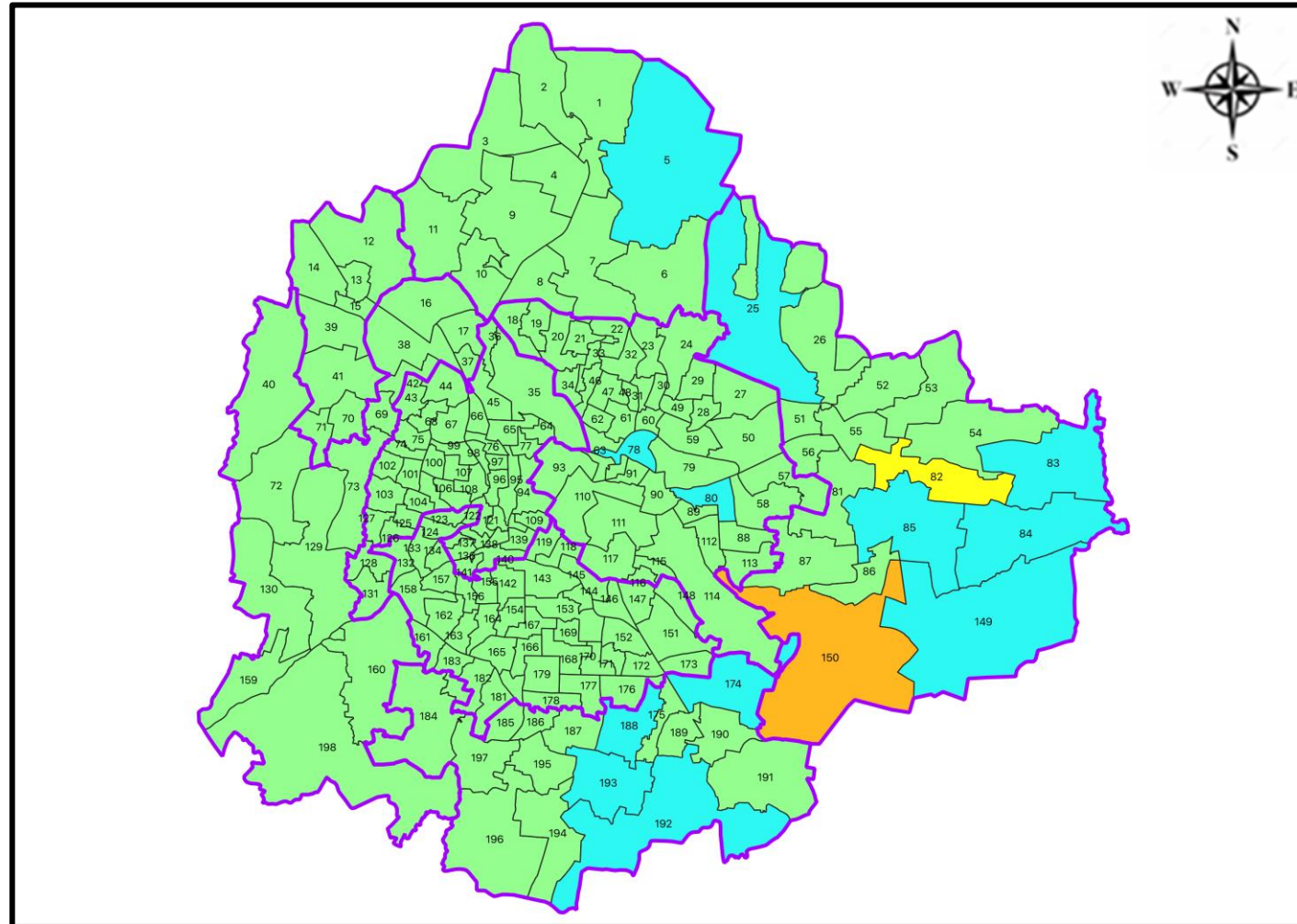
Ward No.	Ward Name	Daily Cases Average
150	Bellanduru	5
82	Garudachar Palya	2
149	Varthuru	2
174	HSR Layout	2
85	Dodda Nekkundi	2
25	Horamavu	1
84	Hagadur	1
193	Arakere	1
188	Bilekhali	1
5	Jakkuru	1







Top 10 wards reporting least number of positive cases in last 7 days

Ward No.	Ward Name	Daily Cases Average
185	Yelchenahalli	0
184	Uttarahalli	0
182	Padmanabha Nagar	0
180	Banashankari Temple Ward	0
179	Shakambari Nagar	0
178	Sarakki	0
175	Bommanahalli	0
171	Gurappanapalya	0
167	Yediyur	0
166	Karisandra	0



BENGALURU MAP SHOWING INTENSITY OF POSITIVE CASES IN LAST 7 DAYS



-  **Level 1 : 0 to 5 Cases**
-  **Level 2 : 5 to 15 Cases**
-  **Level 3 : 15 to 30 Cases**
-  **Level 4 : 30 to 50 Cases**
-  **Level 5 : More than 50 Cases**
-  **Zone Boundaries**



GOVT. QUOTA COVID BED STATUS AS ON 28.03.2022



SR. NO.	Facility Type	No. of Hospital	Total Allocated Beds for C+ Patients					Occupied Beds for C+ Patients					Net Available Beds for C+ Patients				
			Gen Beds	HDU	ICU Beds	ICU-V	Total	Gen Beds	HDU	ICU Beds	ICU-V	Total	Gen Beds	HDU	ICU Beds	ICU-V	Total
1	Government Medical Colleges	4	120	255	33	27	435	0	0	0	0	0	120	255	33	27	435
2	Government Hospitals	18	637	292	74	95	1,098	1	1	0	0	2	636	291	74	95	1,096
3	Private Medical Colleges	12	178	200	66	35	479	0	0	0	0	0	178	200	66	35	479
4	Private Hospitals	32	181	61	49	42	333	1	0	1	5	7	180	61	48	37	326
5	Covid Care Centre	1	50					0					50				
Total Beds		67	1,166	808	222	199	2,395	2	1	1	5	9	1,164	807	221	194	2,386

* Status as on 28.03.2022 – 05:00 PM



ACTIVE PATIENTS ADMITTED UNDER GOVT. QUOTA



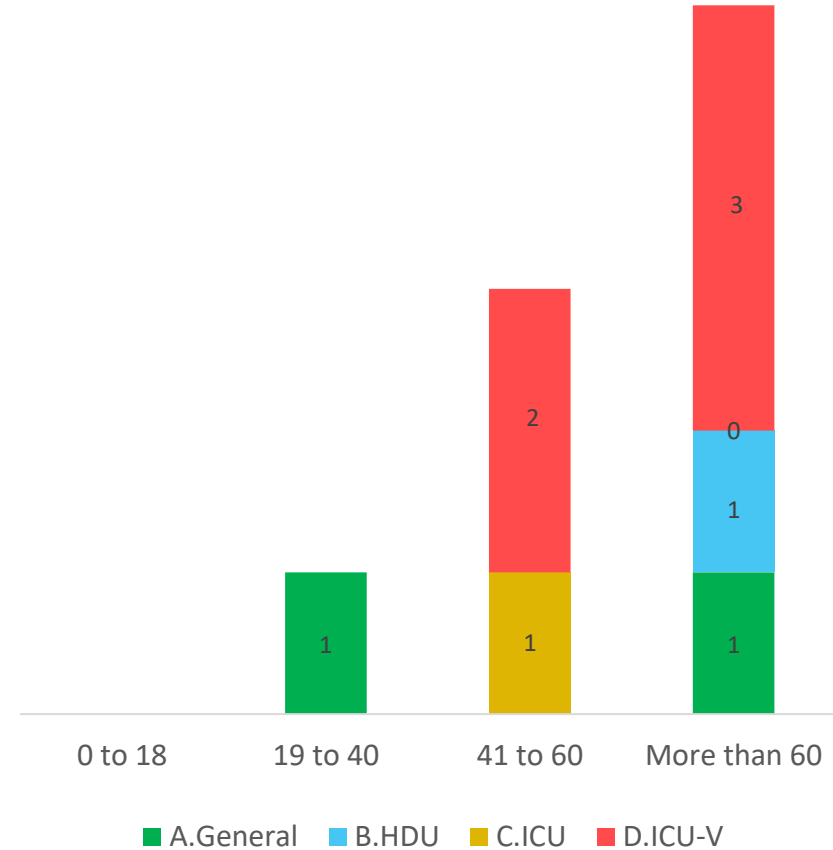
Admission By Bed Type And Number Of Days From Date Of Admission

Days in Hospital	General	HDU	ICU	ICU-V	Total
0 to 7 Days					
8 to 14 Days					0
15 to 21 Days					0
Beyond 21 days	2	1	1	5	9
TOTAL	2	1	1	5	9

* Only Government Quota Admissions through CHBMS considered

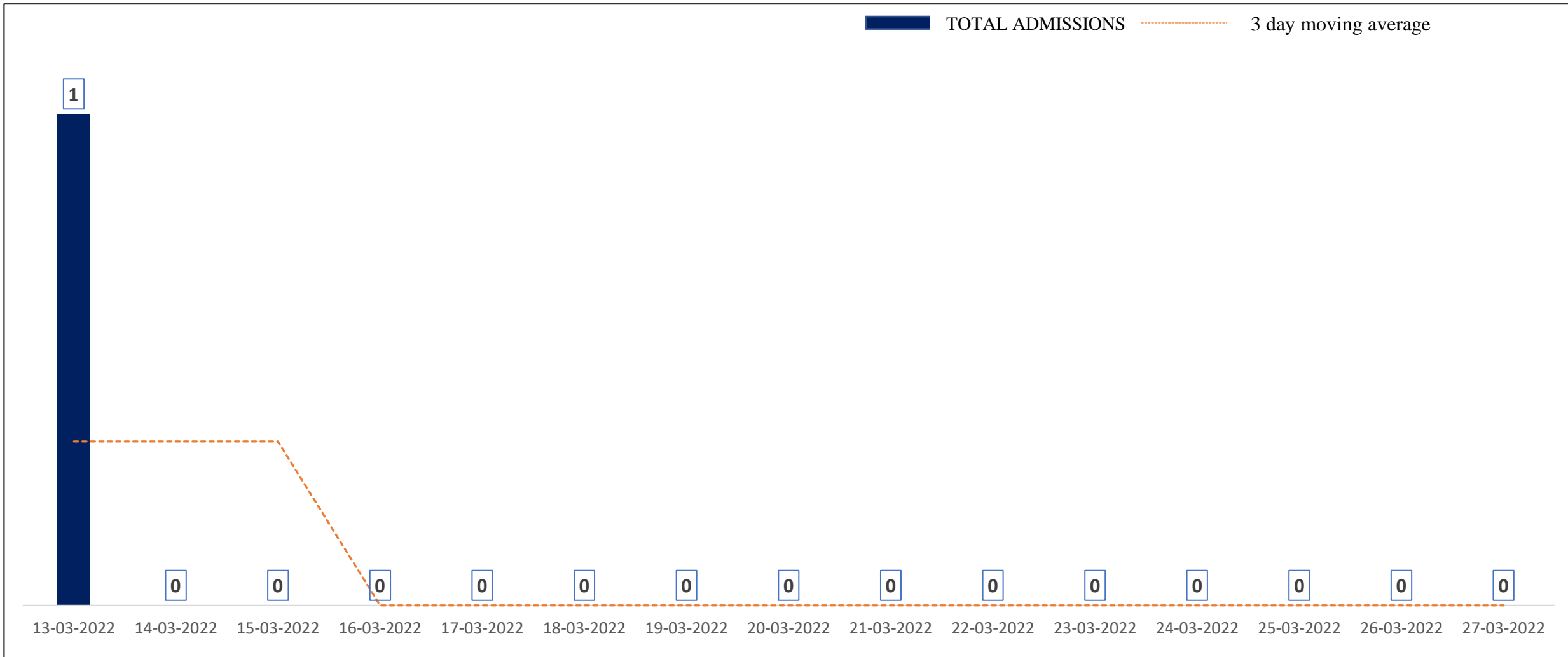
* Status as on 28.03.2022 – 05:00 PM

Age Group Distribution Of Active Hospital Admission





HOSPITAL ADMISSIONS LAST 15 DAYS TREND



* Only Government Quota Admissions through CHBMS considered

* Only Fresh Admissions considered

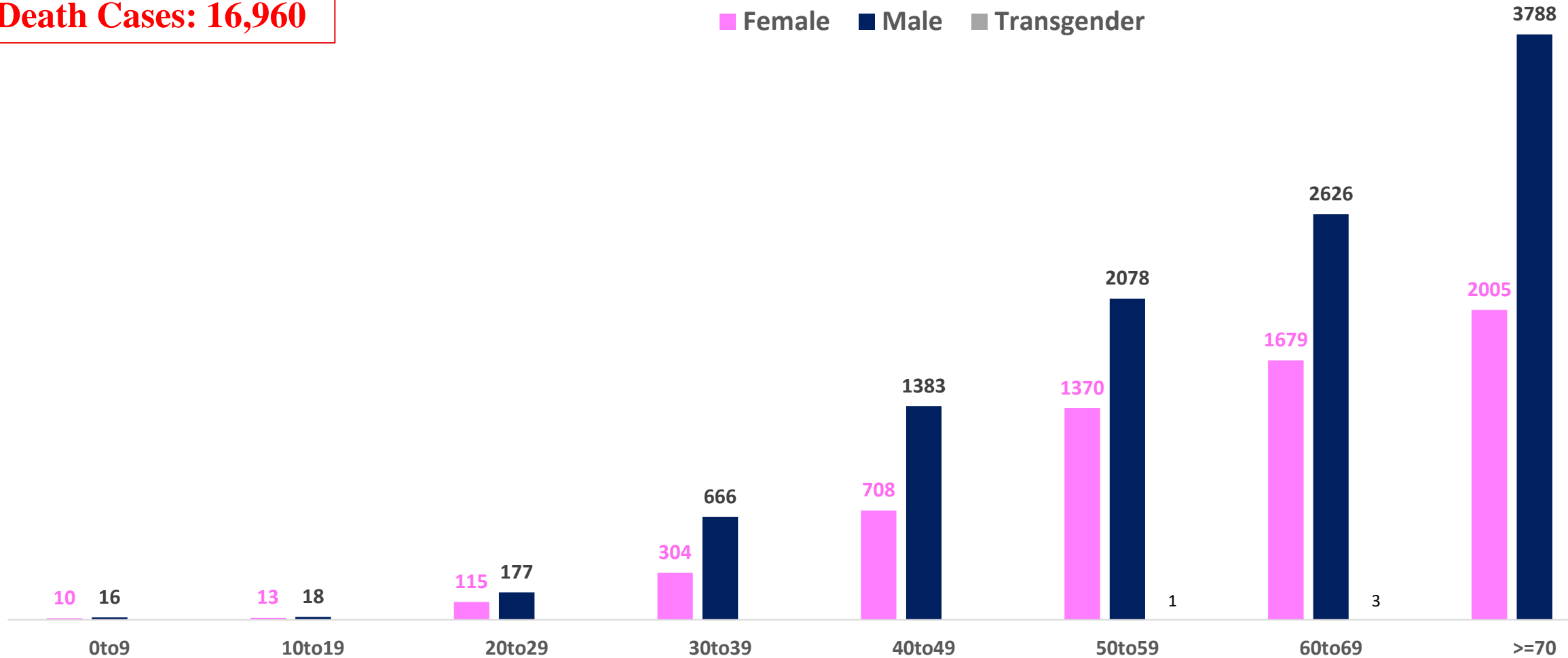


AGE AND GENDER WISE DISTRIBUTION OF DEATH CASES



Death Cases: 16,960

Female Male Transgender





VACCINATION COVERAGE AS ON 27.03.2022



Total Doses Administered

1,83,53,650

▲ 6,007

12-14 years

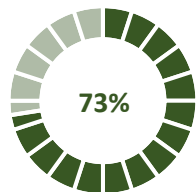
* Eligible Population 2.82 Lakhs

1ST DOSE

19,793

Doses administered

▲ 411



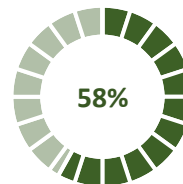
Total 15-18 years Population : 4.42 Lakhs

1ST DOSE

3,21,148

Doses administered

▲ 102



2ND DOSE

2,57,373

Doses administered

▲ 408

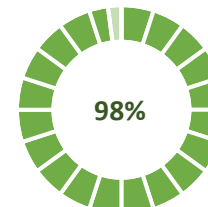
Total adult Population : 91.7 Lakhs

1ST DOSE

89,78,961

Doses administered

▲ 240

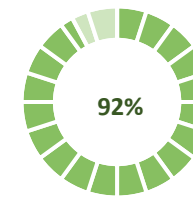


2ND DOSE

84,52,518

Doses administered

▲ 4,338



Priority Group*

Health Care Workers

Dose 1

2,10,253

Doses administered

▲ 0

Dose 2

2,05,527

Doses administered

▲ 43

Frontline Workers

Dose 1

3,81,717

Doses administered

▲ 0

Dose 2

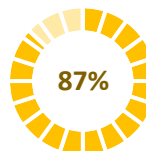
3,71,267

Doses administered

▲ 18

18 - 44 Years Coverage

Dose 1

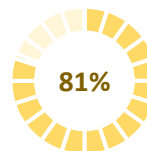


57,17,904

Doses administered

▲ 199

Dose 2



53,29,314

Doses administered

▲ 3,214

PRECAUTION DOSE



3,23,857

Doses administered

▲ 508

PRECAUTION DOSES ADMINISTERED

Health Care Workers

61,310

Booster Doses administered

▲ 17

Front Line Workers

46,630

Booster Doses administered

▲ 34

60 + Years Coverage

2,15,917

Booster Doses administered

▲ 457

45 – 59 Years Coverage

Dose 1

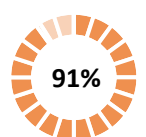


16,91,416

Doses administered

▲ 28

Dose 2



16,15,842

Doses administered

▲ 669

60 + Years Coverage

Dose 1



9,77,671

Doses administered

▲ 13

Dose 2



9,30,568

Doses administered

▲ 394



COVID-19 SCENARIO IN BENGALURU AND OTHER METROPOLITAN CITIES



CITY NAME	Positive Cases	Active Cases	Recovered	Deceased	Vaccine Doses Administered
New Delhi	18,64,549	448	18,37,950	26,151	3,24,66,732
Bengaluru*	17,81,512	1,539	17,63,013	16,960	2,11,20,785
Mumbai	10,56,907	268	10,37,080	19,559	2,05,02,284
Chennai	7,51,013	139	7,41,806	9,068	1,01,98,275
Kolkata	4,47,192	272	4,41,264	5,656	97,31,315

Source : <https://dashboard.cowin.gov.in/> at 4:00pm (28.03.2022)
Source : <https://www.covid19bharta.in/> at 4:00pm (28.03.2022)

*includes BBMP & Bengaluru Urban



SNAPSHOT OF COVID-19 CASES IN BENGALURU URBAN



**Total Wards With
< =5 Cases* :
179**

**Tests Conducted
On 27.03.2022:
6,381**

**Recovery
Rate:
98.96%**

**Total
Active Cases :
1,539**

**Total Vaccinated on
27.03.2022:
6,007**

**Positivity
Rate* :
0.63%**

**Active
Rate:
0.09%**

**Case
Fatality Rate* :
1.55%**



*Total positive cases In the past 7 days

*CFR and positivity is for Past 7 days



ಬೃಹತ್ ಬೆಂಗಳೂರು ಮಹಾನಗರ ಪಾಲಿಕೆ
Bruhat Bengaluru Mahanagara Palike



Download BBMP Bulletin	https://apps.bbmpgov.in/covid19/mediabulletin.php
For BBMPCovid19 Bed Status:	https://apps.bbmpgov.in/covid19/en/Bedstatus.php
To register for vaccination :	https://selfregistration.cowin.gov.in/
BBMP COVID19 Dashboard:	https://apps.bbmpgov.in/covid19/
Follow us on:	 www.facebook.com/bbmp.comm1/
	 twitter.com/BBMPCOMM

Issued by:

Honorable Chief Commissioner, BBMP
Special Commissioner Health & IT, BBMP
MD, Bengaluru Smart City Limited

THANK YOU !



75 ಸುನಂದಿ ಕಾನೂನುಬಾಹಿರವಾದ

ಆರೋಗ್ಯ ಮತ್ತು ಕುಟುಂಬ ಕಲ್ಯಾಣ ಇಲಾಖೆ

ರಾಷ್ಟ್ರೀಯ ಕ್ಷಯರೋಗ ನಿರ್ಮೂಲನಾ ಕಾರ್ಯಕ್ರಮ
24ನೇ ಮಾರ್ಚ್, 2022
2025ರ ವೇಳೆಗೆ ಕ್ಷಯರೋಗವನ್ನು ನಿರ್ಮೂಲನೆ ಮಾಡುವ ಗುರಿ
ಕ್ಷಯ ನಿರ್ಮೂಲನೆಗೆ ಸಂಪನ್ಮೂಲಗಳನ್ನು ಏಕೀಕರಿಸಿ ಜೀವ ಉಳಿಸಿ.

ವಿಶ್ವ ಕ್ಷಯರೋಗ ದಿನ

ಕ್ಷಯರೋಗ ಮತ್ತು ಖಾಸಗಿ ವಲಯದ ನಿಯಮಾವಳಿಗಳು

ಸಾಂಕ್ರಮಿಕ ರೋಗವಾದ ಕ್ಷಯರೋಗವನ್ನು ಎಲ್ಲಾ ವೈದ್ಯಕೀಕರಣ ಕಾರ್ಯಕ್ರಮಗಳಿಗೂ ಕೇಂದ್ರ ಮತ್ತು ರಾಜ್ಯ ಸರ್ಕಾರಗಳು ಅಧಿಕಾರವನ್ನು ಹೊಂದಿವೆ.

ಕ್ಷಯರೋಗಕ್ಕೆ ಸಂಬಂಧಿಸಿದ ಲಕ್ಷಣಗಳನ್ನು ವೈದ್ಯಕೀಕರಣ ಇಲಾಖೆ ನಿರೀಕ್ಷಿಸಿ ಅನುಸರಿಸಿ.


ಎಲ್ಲಾ ಮೆಡಿಕಲ್ ಸ್ಟೋರ್‌ಗಳು ಹೆಚ್-1 ರಿಜಿಸ್ಟರ್‌ಗಳಿಗೆ ಕಡ್ಡಾಯವಾಗಿ ಕ್ಷಯರೋಗಕ್ಕೆ ಸಂಬಂಧಿಸಿದ ಲಕ್ಷಣ ಮಾಹಿತಿ ಮತ್ತು ರೋಗಿಯ ವಿವರದ ಬಗ್ಗೆ ದಾಖಲಿಸಬೇಕು.

ಖಾಸಗಿ ವೈದ್ಯರು/ ಆಸ್ಪತ್ರೆಗಳಿಂದ ನಿರ್ಧಾರವನ್ನು ಮಾಡಿದ ಕಛದ ಮಾದರಿಗಳನ್ನು ಲಾಜಿಕವಾಗಿ ಸಿಜನಾಲ್/ಫ್ಯೂಜಿಯಲ್ ಯಂತ್ರದಲ್ಲಿ ಪರೀಕ್ಷಿಸಿ ಮಾತಿ ವರದಿ ನೀಡಬೇಕು.

ಎರಡು ವಾರಕ್ಕಿಂತ ಹೆಚ್ಚು ಕಷ್ಟ, ರಾತ್ರಿ ವಿಶಿ ಜ್ವರ, ಬೆವರುನುರು, ಕಛದಲ್ಲ ರಕ್ತ, ತೂಕ ಇಳಿತವಾಗಬಹುದಾದ ಕುಟುಂಬದಲ್ಲಿ ಈ ಕಛದ ಪತ್ತಾದ ಸಂದರ್ಭದಲ್ಲಿ ಆಸ್ಪತ್ರೆಗೆ ಕಛ ಪರೀಕ್ಷಿಸಿ.

“ಕ್ಷಯರೋಗ ತಡೆಗಟ್ಟುವುದು ಪ್ರತಿಯೊಬ್ಬರ ಜವಾಬ್ದಾರಿ. ಏನು ಕೈ ಜೋಡಿಸಿ ಕ್ಷಯರೋಗವನ್ನು ತಡೆಗಟ್ಟೋಣ”

ಹೆಚ್ಚಿನ ಮಾಹಿತಿಗಾಗಿ 24X7 ಉಚಿತ ಆರೋಗ್ಯ ಸಹಾಯವಾಣಿ 104 ಕ್ಕೆ ಅಥವಾ ನಿರ್ದಯ ಸಹಾಯವಾಣಿ 1800116666 ಗೆ ಕರೆ ಮಾಡಿ



Please practice social distancing

Avoid shaking hands, high fives, and hugs

Please wear a mask

Remember to wash your hands